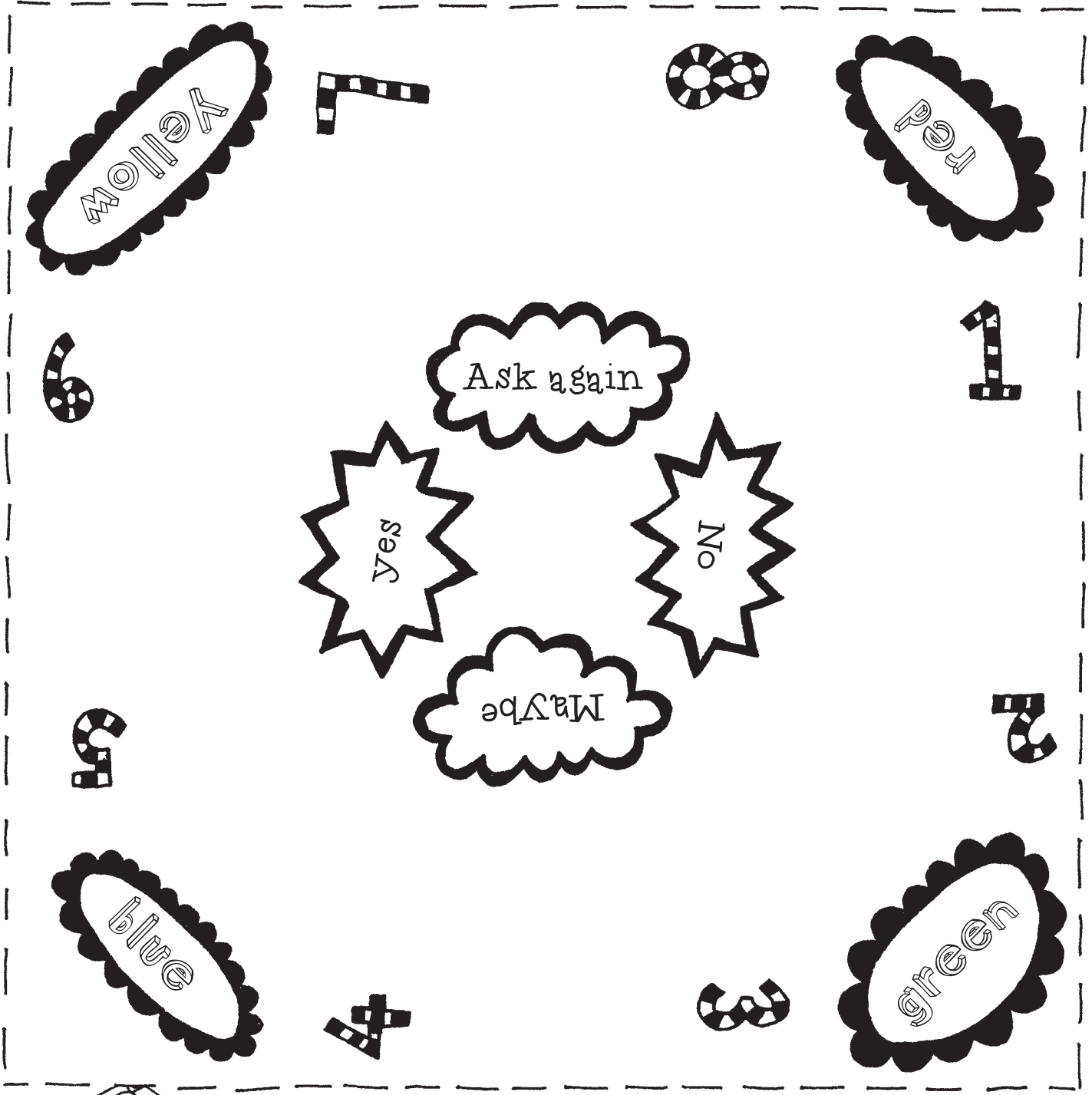



MAKE AN ORIGAMI


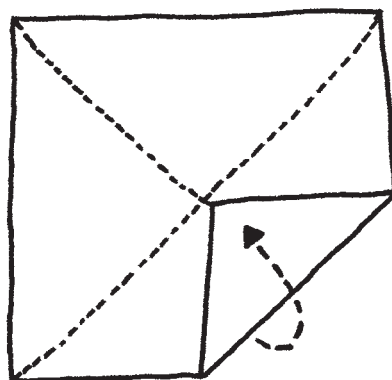
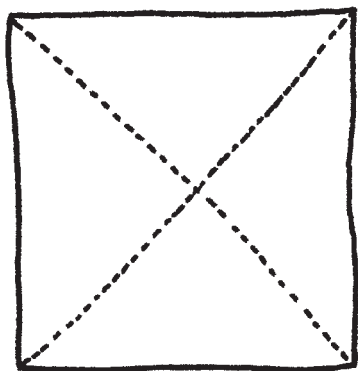
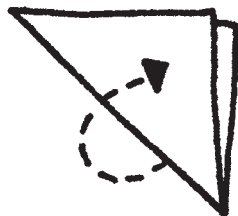



 Cut out



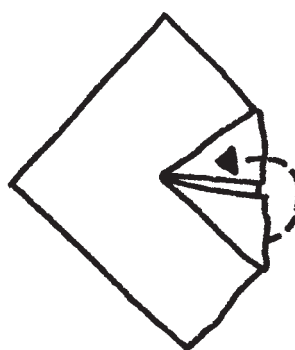
FORTUNE TELLER




HOW TO MAKE YOUR FORTUNE TELLER



Turn over





- 1) Put your pointer fingers and thumbs inside the corners to hold the fortune teller. Ask your friend to choose a colour.
- 2) Spell out the chosen colour by opening or closing the fortune teller once per letter. (So, RED -- three letters -- would be open, close, open.)
- 3) Now ask your friend to choose one of the numbers that is shown.
- 4) Count out the number by opening and closing the fortune teller.
- 5) Ask your friend to choose another number. Repeat step 4.
- 6) Get your friend to ask the fortune teller a question. Something like: 'Do my feet smell?' or 'Will I be a cowboy when I'm older?' . . .
- 7) Ask your friend, one final time, to choose one of the numbers they can see.
- 8) Lift the flap beneath that number and read out your friend's fortune!